

Treat All Toolkit

Use the Treat All Toolkit to optimize MOHCC guidance and improve HIV testing, care and treatment services

What is 'Treat All'?

'Treat All' is a term which refers to new *WHO 2015 HIV Consolidated guidelines on the use of antiretroviral drugs for treating and preventing HIV infection* which recommends to "treat all" people living with HIV, including children, adolescents, adults, pregnant and breastfeeding women, and people with coinfections.

These recommendations have been adopted by the Ministry of Health and Child Care in the 2016 *Guidelines for Antiretroviral Therapy for the Prevention and Treatment of HIV in Zimbabwe*. The recommendation reads that, "All individuals with a confirmed HIV diagnosis are eligible for anti-retroviral therapy (ART), irrespective of WHO clinical stage and CD4 level."

Treat All is an important policy change for the country as it will increase the number of people living with HIV who are initiated on treatment earlier and will help achieve the nation's 90-90-90 goals.

Treat All

"All individuals with a confirmed HIV diagnosis are eligible for ART irrespective of WHO clinical stage and CD4 count level."

What is the Treat All Toolkit?

This Treat All Toolkit consists of a series of tools to help to optimize the operationalization of the HIV test and treat guidelines in line with Ministry of Health and Child Care guidance and tools. The toolkit provides health managers and health care providers with simple tips to support optimized implementation of Treat All as part of comprehensive HIV testing, care and treatment services.

The Treat All Toolkit **IS** intended to build upon lessons learned during the Treat All learning phase to support optimized implementation of new test and treat guidelines.

This toolkit **IS NOT** intended to provide guidance on How To provide HIV testing, care and treatment services. This guidance is provided by MOHCC through the guidelines, Operational Service Delivery Manual and Consolidated HIV and AIDS Job Aide.

What is 'optimized' implementation?

OPTIMIZE means to make the best or most effective use of a situation or resource.

For HIV Care and Treatment - optimized implementation involves building on existing practice and MOHCC guidance by incorporating learning phase lessons and evidence on what works to improve HIV-related health service delivery.

The tips provided in the Treat All Tools are therefore relevant to health system stakeholders (managers and health care workers) implementing Treat All guidelines for the first time AND those already implementing Treat All to build on lessons learned and optimize performance!!!

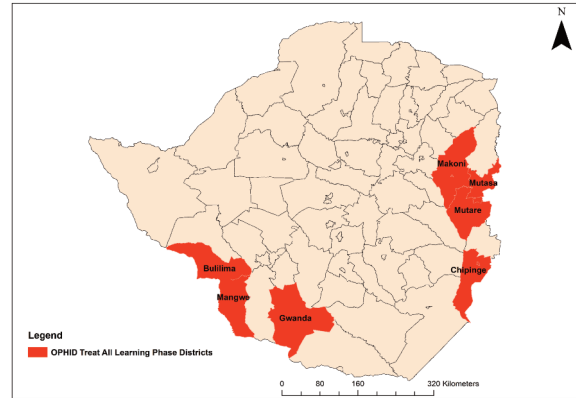
HOW TO USE THE TREAT ALL TOOLKIT

Built from Experience

In June 2016, the Organization for Public Health Interventions and Development (OPHID), with support from USAID/PEPFAR through the Families and Communities for Elimination of HIV (FACE HIV) Program supported the Zimbabwe Ministry of Health and Child Care (MOHCC) to implement a learning phase of Treat All in 7 Districts of Zimbabwe.

The purpose of this learning phase was to **document key operational and outcome lessons of Treat All implementation** to inform guidance in the MOHCC 2016 guidelines.

The Treat All Toolkit **packages the key learning phase lessons from the Treat All Learning Phase**, together with MOHCC guidelines and standards into simple tips for optimizing HIV care and treatment under Treat All. The purpose of the Treat All Toolkit is to use lessons to **highlight areas requiring extra attention, or strengthening, to promote evidence-based practice and optimize impact of new guidelines.**



**African Proverb
on evidence-based
practice:**

*“If you close your eyes to
the facts, you will learn
through accidents”*

Who is the Treat All Toolkit for?

The Treat All Toolkit is intended for use by **health system actors** (health care managers, doctors, nurses, primary counsellors) involved in directing or providing HIV-related services.

The information provided in this toolkit is intended to be ‘cascaded’ from health managers to front-line health care providers. For the tools to be effective, it is critical that the information in this toolkit reaches the level of **individual health care workers.**

National level:

For use by MOHCC and implementing partners to support advocacy and dissemination of new guidelines for improved HIV Care and Treatment Services.

Provincial and District level:

for sensitising and training health facility personnel at DHE/PHT meetings.

Facility level: for training and mentorship activities and sensitisations with health facility staff and HCC members.

Health Care Workers:
to read, share and implement.

Individual client level: to promote support for PLHIV, client preparedness for ART, optimal service uptake, optimal adherence and retention in care and long term viral suppression.





The Treat All Toolkit will only be effective if the information within ultimately is cascaded by health system actors to PLHIV their families and communities.

HOW TO USE THE TREAT ALL TOOLKIT

Important Documents to use together with this Toolkit

The Treat All Toolkit is intended to build upon existing national documents. Specifically, the Treat All Toolkit is intended to **support and emphasize guidance** outlined in:

1. **Guidelines for Antiretroviral Therapy for the Prevention and Treatment of HIV in Zimbabwe, 2016:** outlines recommended standardized approach to providing HIV Care and Treatment from the National Medicines and Therapeutics Policy Advisory Committee (NMTPAC) and Ministry of Health and Child Care.
2. **Operational and Service Delivery Manual (OSDM) for the Prevention, Care and Treatment of HIV in Zimbabwe:** To accompany the 2016 clinical guidelines, which outline the “what to do”, this Operational and Service Delivery Manual is aimed at giving guidance on the “how to do it” with the aim of increasing retention at all steps of the cascade.
3. **Consolidated HIV and AIDS Job Aide, AIDS and TB Unit, Zimbabwe 2016/2017:** a daily reference for health care workers on key programmatic issues including guidance on HIV care and treatment regimes and reminder of key issues for service provision as provided in detail within the 2016 guidelines and OSDM.



Treat All Toolkit: reinforces the guidance provided within these documents, and provides tips to further optimize HIV testing, care and treatment services based on practical lessons learned during the Treat All learning phase as to promote highest quality of care possible for all PLHIV and progress towards Zimbabwe's 90-90-90 goals.

In each tool, you will see arrows which link you to important information.



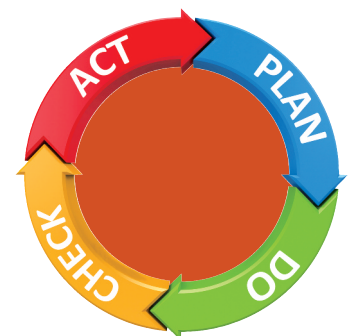
Yellow arrows direct you to other areas of the Treat All Toolkit for more information.



Green arrows direct you to MOHCC guidelines or resources.



Blue arrows direct you to other external policy and recommendations documents and resources.



Act Plan Do Check icon prompts specific actions to help with tips.

HOW TO USE THE TREAT ALL TOOLKIT

Using the Treat All Toolkit

The Tools provided in this package are intended to cover key elements of **facility-based HIV testing, care and treatment services** important for the success of Treat All. These tools can be used together or separately.

Each tool provides 5 quick, easy-to-read tips for optimizing implementation of Treat All in line with MOHCC guidance. Only 4 pages each, one Tool should not take you more than 10-15 minutes to review.

If you are not able to review the toolkit content in one sitting, a useful approach to reviewing Tools is a “Tool A Day” to allow you time to:

- ✓ Reflect on the content
- ✓ Discuss with your supervisors and colleagues in terms of your facility context
- ✓ Refer to the MOHCC 2016 ART Guidelines, OSDM and Job Aide as indicated

Tool 1	Acceptability
Tool 2	Site Preparedness
Tool 3	Communications and Community Mobilisation
Tool 4	HIV Testing and Services
Tool 5	ART Counselling and Patient Preparedness
Tool 6	ART Initiation
Tool 7	Adherence and Retention
Tool 8	Viral Load Monitoring
Tool 9	Documentation and Reporting
Tool 10	Looking Ahead: Reaching 90-90 and Start Free, Stay Free, AIDS Free
Annexes	Annex I: Treat All Frequently Asked Questions (FAQ)
	Annex II: Treat All Site Preparedness Bottleneck Analysis Checklist
	Annex III: Treat All 7 Point Site Action Plan a) Facility Copy; b) District Copy
	Annex IV: Communication Tools for Treat All
	Annex V: HIV Retest Frequently Asked Questions (FAQ)
	Annex VI: Provider Initiated Testing and Counselling (PITC) Implementation Guide for FACE HIV Program Partners
	Annex VII: Viral Load Monitoring Job Aide
	Annex VIII: Patient Education Pamphlet on Viral Load Monitoring
	Annex IX: Routine Register Review to Optimize Patient Retention in HIV Care and Treatment Job Aide




WHO resources for more information:



Consolidated Guidelines on the use of Antiretroviral Drugs for Treating and Preventing HIV Infection 2016: Recommendations for a public health approach; Second Edition 2016.

http://apps.who.int/iris/bitstream/10665/208825/1/9789241549684_eng.pdf?ua=1

“Treat all” to end AIDS: <http://www.who.int/hiv/mediacentre/news/arv-2016-launch/en/>



Acknowledgements: We gratefully acknowledge support from the President’s Emergency Plan for AIDS Relief (PEPFAR) through USAID to Families and Communities for Elimination of HIV in Zimbabwe (AID-613-A-12-00003, FACE HIV)



For more information contact:
Organization for Public Health Interventions and Development
 20 Cork Road, Belgravia, Harare, Zimbabwe
www.ophid.co.zw/

